

# Sewerage Sector Guidance

A changed approach to surface water sewers



*Image courtesy of Susdrain*



## 1. Introduction

For many years, water and sewerage companies have been recognised as the most suitable owners and operators of the country's sewerage network. The legislation applying to water companies supports this and every year, using that legislation, responsibility for sewers for many new developments is transferred by a site developer to the local water and sewerage company.

Over recent years, both government and other interested parties including drainage engineers and environmental NGOs have come to the view that traditional sewerage systems, relying largely on pipes and hard engineered structures, are not always the best way to deal with the drainage of surface water. It may be preferable if surface water - rainwater falling on hard surfaces like roofs and hard standing around houses - is left to infiltrate into the ground or returned to a watercourse, rather than flowing directly into a piped sewer system. The aim is to mimic natural processes through a range of techniques which are often described as sustainable drainage systems [SuDS].

Not only will this reduce the chances of the sewer pipes overflowing in times of heavy

rain, but it could create additional headroom in the sewer system to allow for more housing development. Such systems often provide other benefits as well, such as enhancing the amenity value of an area by creating green spaces and absorbing certain pollutants in surface water.

A number of water and sewerage companies have already taken steps to encourage this approach, but there has until now been no national approach on the part of the water and sewerage companies towards the transfer to them (technically called "adoption") of these types of sewer.

This brochure provides an introduction to new rules on surface water sewers that will apply to all water and sewerage companies in England. The new rules, which are part of the Sewerage Sector Guidance documentation approved by Ofwat under its Code for Adoption Agreements, will be implemented from 1 April 2020. The rules, which can be found in the Design and Construction Guidance [DCG] implemented under the Sewerage Sector Guidance, will allow English water and sewerage companies to adopt a wider range of sewer types, including those with sustainable elements, than they have done to date.

## 2. Context for the new guidance

The work which has resulted in this new approach was originally initiated as a revision to the long-standing guidance for the design and construction of sewers - the “Sewers for Adoption” [SfA] series. It followed the decision by government not to implement elements of the Flood and Water Management Act 2010 [FWMA]. That legislation would have provided a comprehensive approach to surface water drainage with a new set of bodies, “SuDS Approval Bodies [SABs]” having the duty to approve the surface water drainage arrangements for new developments and subsequently to adopt the built system.

The proposed revisions to SfA were conceived as a means of allowing water and sewerage companies to play a greater role in the adoption of certain types of surface water sewers, given the decision not to proceed with the SAB approach.



### Note:

The relevant part of the FWMA was brought into effect in Wales so the arrangements described in this brochure do not apply there. In Wales, SuDS must be designed and built in accordance with Statutory SuDS Standards published by Welsh Ministers and SuDS schemes must be approved by the SAB, before construction work begins. If you are working in Wales, then contact your local SAB.

The expanded role of water and sewerage companies was based on a review carried out by the companies which concluded that while companies can only adopt “sewers” - a term which is contained, but not explained, within legislation - some sustainable drainage assets could be designed as a sewer, and adopted as such, provided they fulfil a sewerage function.

However, work to revise SfA [which would have resulted in SfA 8] was overtaken by a decision, made by Ofwat, to require water and sewerage companies to commit to a single, mandatory national approach to sewer adoption. This was the effect of the 2017 Code for Adoption Agreements.

While the substance of the approach to surface water sewers has not changed as a result of the 2017 Code, the form has. The relevant standards for surface water sewers are now to be found in the DCG. All water and sewerage companies are bound by the Code to adhere to the Sewerage Sector Guidance, including the DCG element of that guidance.

From April 2020 all changes to the Code, including the DCG, will be subject to approval by a new codes panel. This will include equal numbers of water and sewerage companies and developers.



Image courtesy of Susdrain

## 3. A guide to adopting sewers with sustainable drainage elements

### Criteria

In order to give practical guidance on the basic criteria that need to be met for a sewer to be “adoptable” to developers and those designing SuDS, the following positive and negative criteria have been identified. Ultimately, it is for the water and sewerage company to apply these criteria to assets that are being offered for adoption:

Included / Positive criteria	Excluded / negative criteria
Constructed for the drainage of buildings and yards appurtenant to buildings	Watercourses as defined in law
Has a channel	Built primarily for the drainage of surface water from streets or for the drainage of land
Conveys and returns flows to a sewer or to a surface water body or to groundwater	Built to manage groundwater
Has an effective point of discharge, which must have lawful authority to discharge into a watercourse or other water body or onto or into land	Part of the structure of a building or yard
May allow for some infiltration into the system - provided that is not the designed purpose of the system	An integral part of the structure of a street
	Forms part of a private curtilage

## Adoptable asset types

The following are examples of systems, components or features which may be adoptable as a public surface water sewer. In all these cases, the system carries away surface water from buildings and surrounding land, such as hardstanding around a house, and, via a defined channel, returns it to the ground or to another body of water such as a stream or river.

Most of these sewer elements in public open space will be potentially adoptable by the water and sewerage company, if they serve more than one property and meet the criteria set out in the DCG. Early discussion should be held with the company to determine what will be maintained as a SuDS feature, and what will be maintained as public open space.

### Example 1 - Detention basins

This dry basin is an open aspect feature adjacent to residential property and a children's play-park. Water flows in to the basin through an inlet, is carried through the channel where some of the flow infiltrates into the ground and is then discharged through a pipe to a receiving water body, like a stream.



### Example 2 – Swales

A set of public sewers from a development site discharge surface water from houses into a series of interconnected swales. The flow is carried through the swales and discharged to a river.



*Image courtesy of Susdrain*

### Example 3 – Rills

This is an example of a more architecturally landscaped feature. Property roof-water drainage and footpath run-off is diverted to vegetated channels. These not only reduce the volume of water entering the sewer, but also provide a pleasing public open space.



### Example 4 – Under-drained swales

This linear swale is under-drained – that means it has a pipe underneath the feature into which the surface water can flow. Both through the channel itself and the under-drain the water is discharged back to the public sewer.



### Example 5 – Ponds/ wetlands

This retention pond is part of a residential development and acts to attenuate flows, reduce flood risk, improve water quality, enhance biodiversity, create habitats and enhance community amenity. Receiving property roof-water and some highway run-off from the development site, it has been specifically designed with landscaping to be a feature within the development site. Water flows into the pond through an inlet structure, and it is carried through the “channel” and discharged via an effective outfall to a receiving water body. The pond performs the function of carrying away surface water, and it provides an additional “cleansing” function.



### Example 6 – Infiltration basins and soakaways

Only a suitably designed and constructed infiltration basin or soakaway would qualify as a public sewer or sewer ancillary. This is a feature specifically designed to receive the volume of flow arriving at it and effectively distribute/ discharge it to the ground.



Image courtesy of Susdrain

## Non-adoptable sustainable drainage systems

The following are examples of systems, components, or features which are not adoptable as a public surface water sewer.

### Example 7 - Highway drainage

Any system that only provides highway drainage is not adoptable by the water and sewerage company. A system may accept some highway drainage, but this cannot be the main purpose of the system.

Developers should speak to their local Highway Authority to discuss the adoption of assets that just serve the highway.

Early discussions should be had with both the water and sewerage company and Highway Authority for sewerage systems that serve both the highway and property. As at present, there needs to be an agreement in place for highway drainage to be discharged through a sustainable drainage feature that is a sewer.



Image courtesy of Susdrain

### Example 8 - Private drainage features

SuDS features, such as water-butts, cisterns, water-barrels; permeable paving; rain water harvesting systems and rainsave planters; and green or blue roofs are classed as building drainage, even where flows from more than one property are conveyed. These cannot qualify as public sewers and will remain the responsibility of the homeowners.

Their use, however, plays a crucial role in a holistic integrated approach to water management. Capturing rainwater is an important way of helping to secure future supplies. These features provide source control by reducing the volume of roof-water draining to the sewer system. Collecting this water in water butts and rainwater harvesting systems provides an important supply of water to use around the home, helping to reduce demand.



Image courtesy AW Direct



Image courtesy of Susdrain



Image courtesy of Susdrain




## 4. Implementation

The National Planning Policy Framework (NPPF) expects that SuDS should be used as first preference in developments of any size. Specifically, priority should be given to the use of sustainable drainage systems in areas at risk of flooding. There is a significant amount of guidance about good SuDS design and Box 1 contains reference to some of the most important of these documents. Others are referred to in Appendix 1.

### Who does what?

A range of local authorities and other stakeholders have a key role in determining the surface water drainage arrangements on new developments. This includes all aspects of the new drainage system, including both above and below ground features.

- The Local Planning Authority (LPA) approves the surface water drainage arrangements for new developments and redevelopments in accordance with the NPPF, local policies and any supplementary planning documents.
- The Lead Local Flood Authority (LLFA) provides guidance to the LPA as a statutory consultee for all major developments. They may provide advice, where resources permit, for other developments. The LLFA will also regulate any work carried out in or in proximity to non-main rivers (ordinary watercourses) except in areas where there is an Internal Drainage Board (IDB).
- The Environment Agency (EA) is a statutory consultee to the LPA in areas designated as critical drainage areas and sites within 20 m of a main river. The EA also regulates any work carried out in or in proximity to a main river.
- In some areas the IDBs will regulate any work carried out in or in proximity to non-main rivers (ordinary watercourses). Check the Association of Drainage Authorities (ADA) website to see if your site is in an IDB district - [www.ada.org.uk](http://www.ada.org.uk). Where IDBs do not exist, these powers are carried out by the LLFA.
- The Highway Authority will assess, approve and adopt highway drainage features that only serve the highway. This may include SuDS features.
- The water and sewerage company will assess proposals for drainage systems on new and re-developments where the developer applies to have the sewers adopted. The procedures to be followed and rules to be applied are all contained within the Sewerage Sector Guidance documentation. This documentation and any permitted local variations will be set out on each company's website.
- To ensure that there are no delays, early engagement with the water and sewerage company is essential – many water and sewerage companies have a dedicated pre-development service team to assist with this.



*Image courtesy of Susdrain*

The designer should submit detailed construction drawings and calculations to show how the proposed design meets the requirements of the stakeholders listed above. The developer must also specify how operation and maintenance of the system in perpetuity are to be dealt with.

The water and sewerage company will need to be satisfied that the proposed minimum standards of operation and maintenance are appropriate, for both adoptable elements and any connecting non-adoptable elements of the system. Initial discussions should be held at the earliest possible stage, likely to be during master planning or reserved matters.

### What is the extent of adoption?

The water and sewerage company will be responsible for the conveyance and storage functions of the SuDS features. This limits transfer to the surface of the channel and the contents of the channel, such as vegetation, inlets, outlets and flow control devices, up to the line based on the extent

of the asset needed to deal with 1:100-year rainfall events, including an allowance for climate change.

Adoption is similar in most cases, but will vary slightly depending on the type of feature being adopted. In most cases adoption will usually include:

- The sides and base of a channel, any vegetation that is part of the function of the feature and any under-drainage including any liner, check dam, flow control or erosion control measure
- The whole area used for temporary ponding of water, the inlet and outlet structures and any engineered soil structures, including the vegetation
- The banks of basins or ponds that are designed to retain water, the inlet and outlet structures, any storage below the ground surface, impermeable liners and under drains
- Underground features will usually include the whole structure up to the external face.

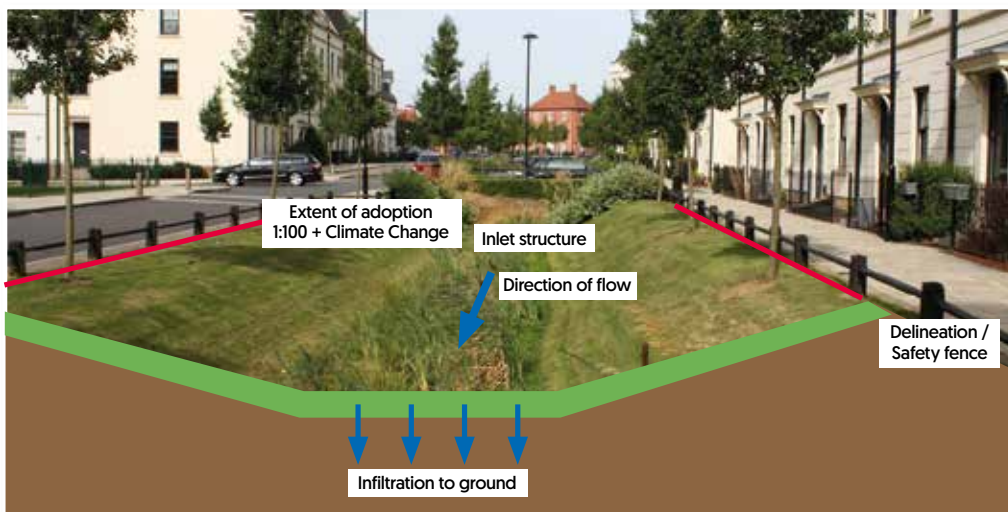
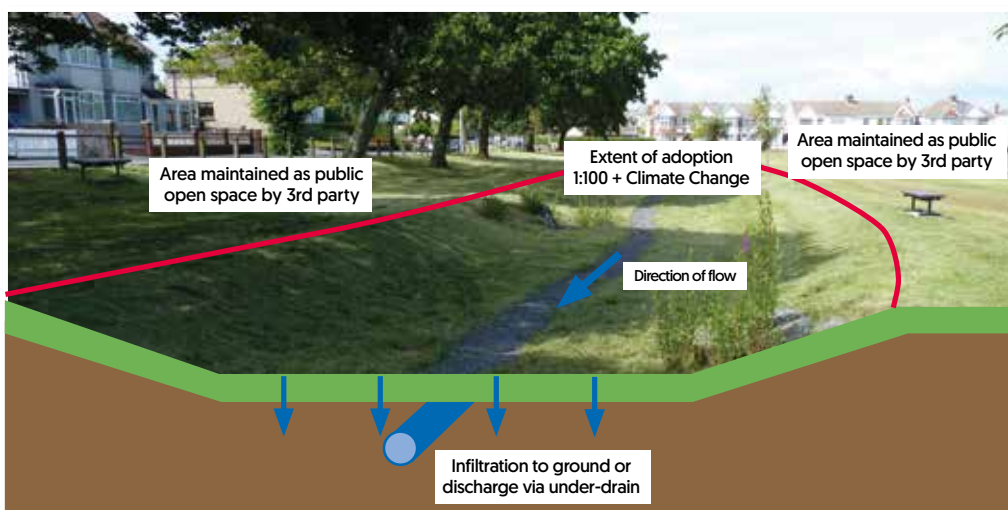


Image courtesy of Susdrain



### Box 1: Other guidance documents

The Department for Environment, Food and Rural Affairs (Defra) has issued “Non-statutory Technical Standards for Sustainable Drainage Systems” in England. These technical standards relate to the design, construction, operation and maintenance of SuDS and have been published as guidance for those designing schemes.

The Association of SuDS Authorities (ASA) [formerly the Local Authorities SuDS Officers’ Organisation (LASOO)] has also issued practice guidance in relation to both the NPPF

and the non-statutory technical standards. This guidance supports Defra’s technical standard, and provides brief explanations to provide clarity.

The Construction Industry Research and Information Association (CIRIA) published the updated SuDS Manual in 2015. This is considered the ‘go to’ best practice guidance document for the planning, design, construction, operation and maintenance of SuDS to facilitate their effective implementation in developments.

### Land transfers/easements

The Sewerage Sector Guidance allows limited variations from the requirements of the DCG. In relation to surface water sewers, local variations are allowed in respect of the individual water and sewerage company’s requirements for easements for surface water discharges to watercourse, bodies of water, sewers within third party land and sewers which may form part of another feature.

In principle, either a land transfer or the use of an easement may be used by the water and sewerage company to adopt and maintain the SuDS features of an adoptable sewer. It is considered that the preferred option will be to use easements, rather than transferring land [much like underground piped systems].

## Early engagement

Early engagement with the local water and sewerage company will be essential to ensure the smooth adoption and maintenance of drainage features. Please find below contact details for the Development Services teams of the water and sewerage companies:

### Anglian Water

For further information, please call:  
0345 60 66 087 – Option 3

8.30am to 4.30pm – Monday to Thursday  
8.30am to 4.00pm – Friday

Or email our Development Services team at:  
developmentservices@anglianwater.co.uk

### Northumbrian Water

For further information, please call:  
0191 419 6591

8.30am to 5.00pm – Monday to Thursday  
8.30am to 4.30pm – Friday

Or email our Developer Services team at:  
developmentenquiries@nwl.co.uk

### Severn Trent Water

For further information, please call:  
0800 707 6600

8.30am to 5.00pm – Monday to Thursday  
8.30am to 4:30pm – Friday

Or email our Developer Services team at:  
new.connections@severntrent.co.uk

### South West Water

For further information please call:  
01392 442831

8.30am to 5.00pm – Monday to Friday  
Closed Weekends and Bank Holidays

Or email our Developer Services Team at:  
Developerservices@southwestwater.co.uk

### Southern Water

For further information, please call:  
0330 303 0119 – Option 6

9.00am to 4.30pm – Monday to Friday  
Closed Weekends and Bank Holidays

Or email our Developer Services team at:  
developerservices@southernwater.co.uk

### Thames Water

For further information please call:  
0800 009 3921

8.00am to 5.00pm – Monday to Friday

Or email our Developer Services team at:  
developer.services@thameswater.co.uk

### United Utilities

For further information, please call:  
0345 072 6067

8.30am to 5.00pm – Monday to Friday  
Closed Weekends and Bank Holidays

Or email our Developer Services team at:  
seweradoptions@uuplc.co.uk

### Wessex Water

For further information, please call:  
01225 526333

8.30am to 4.30pm – Monday to Thursday  
8.30am to 4.00pm – Friday

Or email our Developer Services team at:  
developer.services@wessexwater.co.uk

### Yorkshire Water

For Further information please call:  
0345 120 8482 – Option 2

8.00am to 5.00pm – Monday to Friday  
Closed Weekends and Bank Holidays

Or email our Developer Services Team at:  
technical.sewerage@yorkshirewater.co.uk

# Appendix 1

- The Susdrain website [The community for sustainable drainage] – <https://www.susdrain.org/>
- CIRIA guidance in general – <https://www.susdrain.org/resources/ciria-guidance.html>
- The CIRIA SuDS Manual [C753] 2015 – [https://www.susdrain.org/resources/SuDS\\_Manual.html](https://www.susdrain.org/resources/SuDS_Manual.html) [which is already shown in Box 1]
- Susdrain fact sheets – <https://www.susdrain.org/resources/factsheets.html>
- Awareness of companies such as GeoSmart, etc – <http://geosmartinfo.co.uk/knowledge-hub/> and <http://geosmartinfo.co.uk/sewers-for-adoption-suds-at-the-heart-of-new-development/>
- The Big SuDS Survey – The survey generated almost 540 responses, which is believed to be the largest independent survey on SuDS in the UK to date – <https://www.ciwem.org/suds/>
- Institution of Civil Engineers [ICE] – <https://www.ice.org.uk/news-and-insight/the-infrastructure-blog/february-2017/a-place-for-suds>
- Institution of Civil Engineers [ICE] – <https://www.ice.org.uk/knowledge-and-resources/best-practice/sustainable-drainage-systems>