

SILTBLOK



SILT SENTINEL
BUILT FOR SILT

DATA SHEET
MODEL: **SSSB1200**



OVERVIEW

The Silt Sentinel Range has been designed for the catchment and removal of silt and debris from the run off from impermeable and hard standing surface areas, such as: roofs, path and driveways, patios, car parks, roads and highways. Installation of a Silt Sentinel as part of a SuDS design, will provide effective primary treatment for the surface water run off, improving water quality downstream and in turn, helping prevent flooding.

APPLICATION

The SILTBLOK model is designed for installation upstream of large volume, cellular/crate – attenuation systems, ponds, swales and irrigation systems.

DESCRIPTION

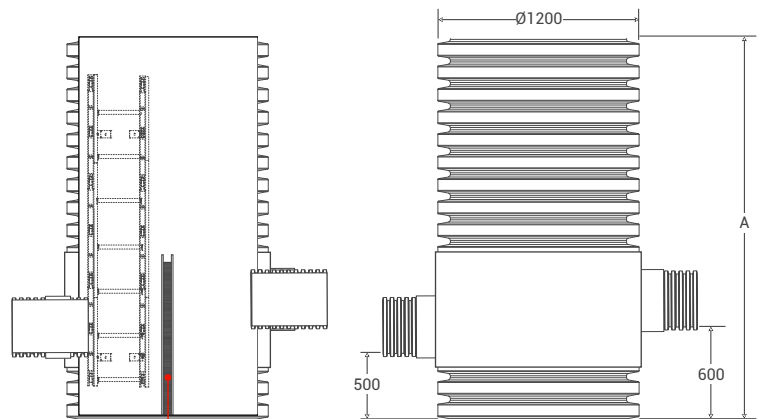

1200mm diameter, single piece - factory built units, delivered to site ready to install. SILTBLOK units feature a robust, impact resistant, twinwall body, with a choice of main channel pipework diameters from 100mm up to 600mm, with extra inlets available on request.

Integrally the SILTBLOK unit has a unique filter barrier, which is made up of four micro porous plastic sections, which are manufactured from 100% waste plastics. This unique and innovative filter design will drain water very quickly but the structure retains water which helps repel silt. So the screen will not clog or blind, offering an exceptional yet simple sustainable solution. The filter has a permeable area of 50%, so provides exceptional flow, whilst blocking up to 95% of even the finest of silt.

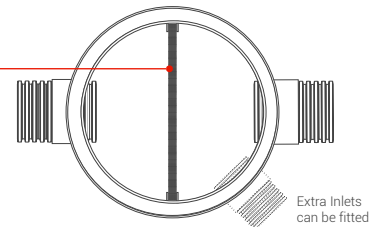
Chambers can be supplied with fitted ladder if required

KEY FEATURES

- Single piece - Factory built units
- Three depth options - 1560mm, 2036mm & 2496mm
- Pipework options from 110mm to 600mm
- Delivered ready to install, reducing installation time and costs
- Robust, impact and chemical resistant body
- Unique integral filter barrier, manufactured from 100% recycled plastic
- Granular backfill
- Chamber can be easily cut to required depth
- Simple maintenance
- Option of fitted ladders
- 60 year Design Life
- Manufactured in the UK



SILTBLOK FILTER BARRIER



PRODUCT CODE	SILT STORAGE CAPACITY cu.m	DEPTH A mm	INLET PIPEWORK Ø mm	OUTLET PIPEWORK Ø mm	APPROX. WEIGHT kg
SSSB1200/1.5	0.35	1560	110-600	110-600	140
SSSB1200/2	0.35	2036	110-600	110-600	164
SSSB1200/2.5	0.35	2496	110-600	110-600	188
SSSB1200/3	0.35	3016	110-600	110-600	215